



Launching Content


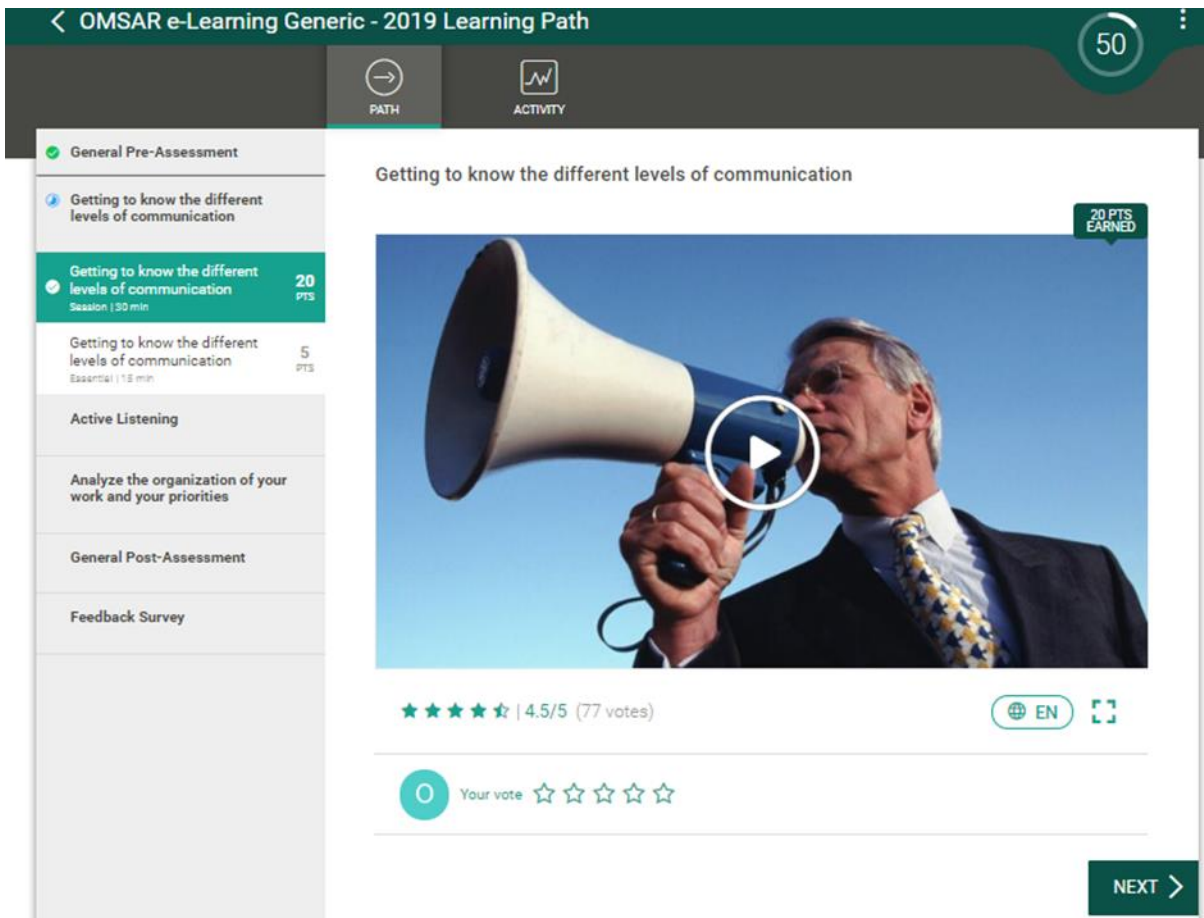


Table of Contents

LAUNCHING A LEARNING CONTENT.....	2
THE E-COURSE PAGE	3
Soft Skills Content.....	3
MS Office Content	4
ADDITIONAL RESOURCES	5
CUSTOM ASSESSMENT PAGE	6

LAUNCHING A LEARNING CONTENT



OMSAR e-Learning Generic - 2019 Learning Path


50

PATH ACTIVITY

- General Pre-Assessment
- Getting to know the different levels of communication
- Getting to know the different levels of communication** 20 PTS
Session | 30 min
- Getting to know the different levels of communication 5 PTS
Essential | 15 min
- Active Listening
- Analyze the organization of your work and your priorities
- General Post-Assessment
- Feedback Survey

Getting to know the different levels of communication

20 PTS EARNED



★★★★☆ | 4.5/5 (77 votes)

EN

Your vote ☆☆☆☆☆

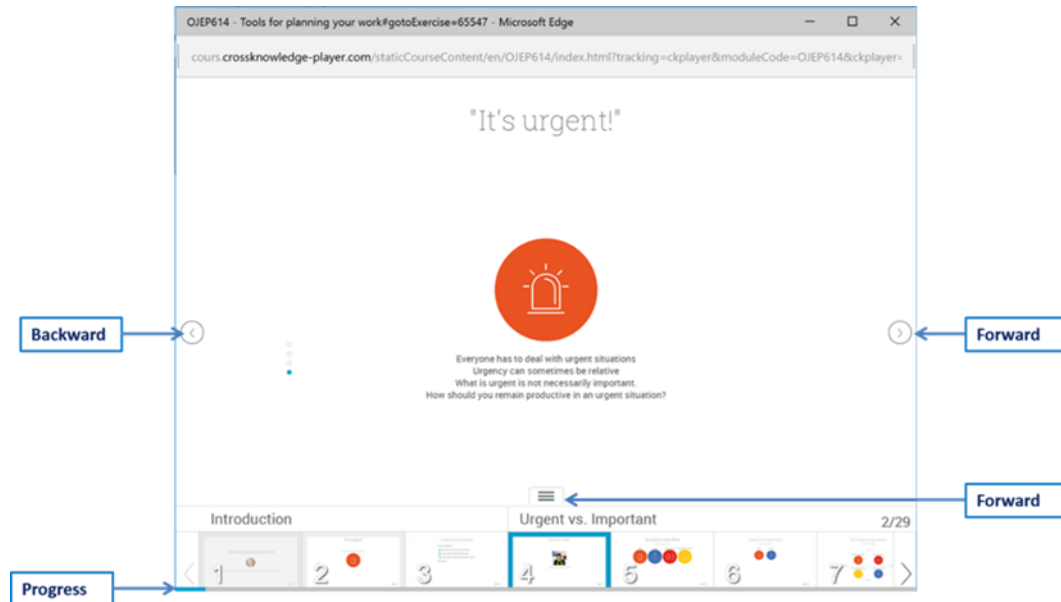
NEXT >

NOTE: All Learning Contents in Soft Skills are available in English and French language.

THE E-COURSE PAGE

NOTE: Make sure your earphones are plugged in before you start with your session.

Soft Skills Content



OJEP614 - Tools for planning your work#gotoExercise=65547 - Microsoft Edge

cours.crossknowledge-player.com/staticCourseContent/en/OJEP614/index.html?tracking=ckplayer&moduleCode=OJEP614&ckplayer=

"It's urgent!"

Everyone has to deal with urgent situations
Urgency can sometimes be relative
What is urgent is not necessarily important.
How should you remain productive in an urgent situation?

Introduction Urgent vs. Important 2/29

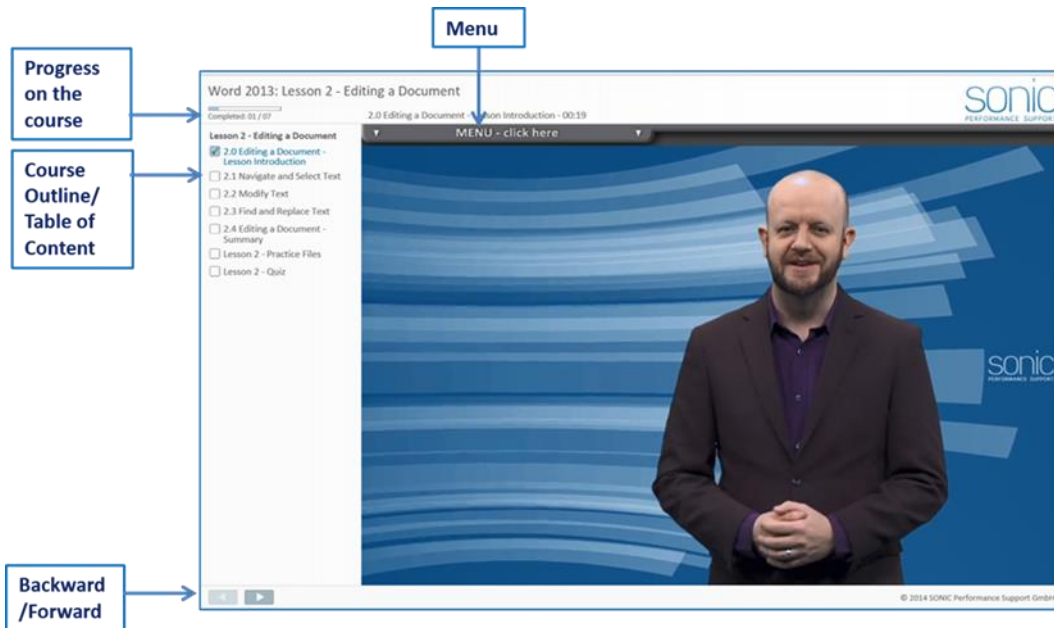
Progress

Backward

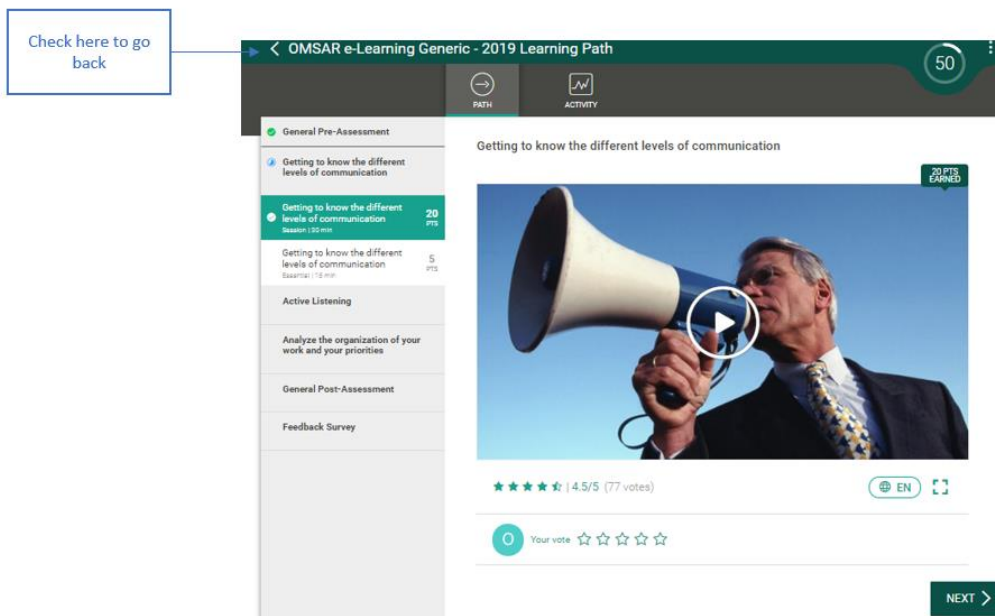
Forward

Forward

MS Office Content



After you are done, close the session window and go back to the Training course.

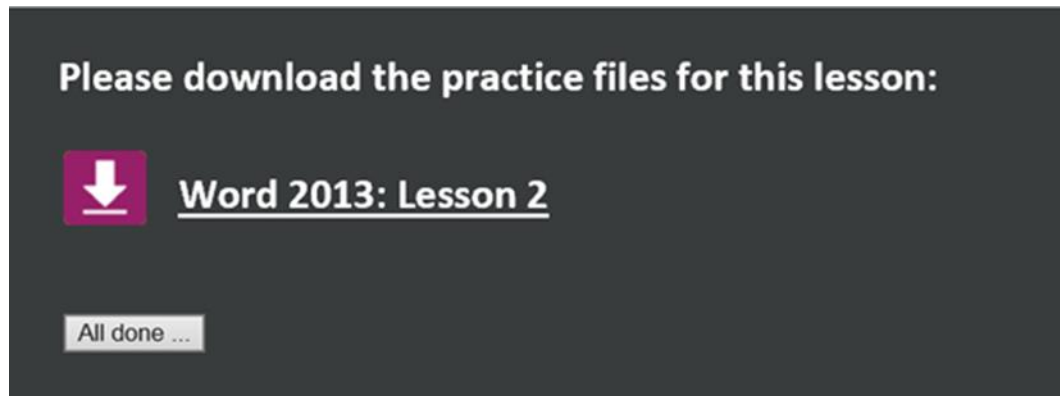


ADDITIONAL RESOURCES


Some courses include additional resources in the format of pdf documents that are a course summary or a job aid for the course. Such documents can be downloaded, saved and/or printed.



The screenshot shows a PDF document viewer displaying a page from CrossKnowledge. The document title is "Getting to know the different levels of communication". The content includes a paragraph about understanding communication levels, a sub-section "Much of how we communicate with others is outside our direct control", and a section "Verbal communication is only part of it, communication is often non-verbal" with bullet points. A callout box "Click here to download it" points to the top right corner of the PDF viewer. Another callout box "Click here to print it" points to the print icon in the top right corner of the PDF viewer.



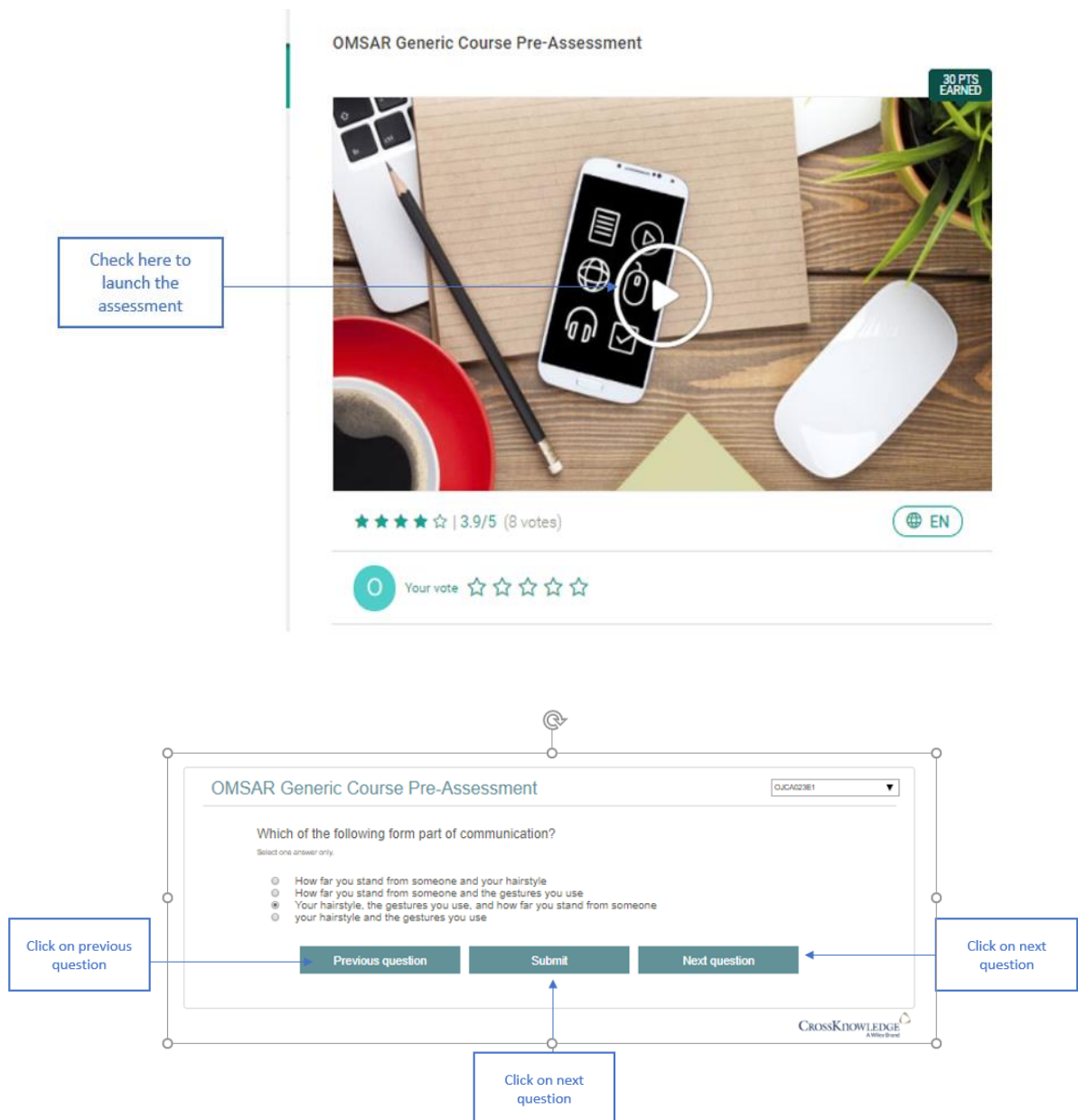
Please download the practice files for this lesson:

 **Word 2013: Lesson 2**

All done ...

CUSTOM ASSESSMENT PAGE

Some courses might have a custom pre-assessment or post-assessment which is a questionnaire that is built for a specific course. In this case, the questionnaire is launched like any other learning object in the learning plan as shown below.




The image shows a screenshot of the OMSAR Generic Course Pre-Assessment interface. The top section features a video thumbnail with a play button and a '30 PTS EARNED' badge. Below the video is a rating of 3.9/5 (8 votes) and a language selector set to 'EN'. A callout box points to the play button with the text 'Check here to launch the assessment'.

The bottom section shows a detailed view of a question: 'Which of the following form part of communication?' with three radio button options. Below the question are three buttons: 'Previous question', 'Submit', and 'Next question'. Callout boxes point to these buttons with the following text: 'Click on previous question' (pointing to 'Previous question'), 'Click on next question' (pointing to 'Next question'), and 'Click on next question' (pointing to 'Next question'). The 'Submit' button is also highlighted with a callout box.

When you reach the last question, the following message will display.

omsar.eu.crossknowledge.com says

You have reached the last page. Do you wish to submit your answers now?




Results

Page	Score	Time
OJCA022E3	1/1	2 sec.
OJCA022E1	0/1	3 sec.
OJCA023E1	1/1	2 sec.
OJEP012E4	1/1	2 sec.
OJCA022E4	1/1	1 sec.
OJEP012E2	1/1	1 sec.
OJCA023E3	1/1	1 sec.
OJCA022E2	1/1	2 min. 38 sec.
Total	87.5/100	2 min. 50 sec.

[Close](#) [Restart](#)

Close the questionnaire

Restart the questionnaire



NOTE: Soft Skills **General Pre-Assessment** questionnaires can be done only once whereas **General Post-Assessment** questionnaires can be repeated as needed in order to improve your score.