



QS World University Rankings by Subject 2024

Fact File

Lebanese University



THE DATA CONTAINED HEREIN IS RELEASED UNDER EMBARGO
AND MAY NOT BE RE-PUBLISHED OR REFERENCED WHOLE OR IN
PART UNTIL WEDNESDAY 10 APRIL AT 10:00 GMT

Welcome to the **QS World University Rankings by Subject 2024**

This file provides the results for your institution in the subjects and broad subject areas where you have been nominated for evaluation in our academic reputation survey, as well as the scores and ranks for those subjects where you made it into the published rankings table. It should also provide you with useful information for any media communication you might need to prepare prior to launch.

To produce the rankings for this year the team analysed the reputation and research output of almost 5,000 institutions. From this group, 1,559 were ranked across 55 narrow subjects and 5 broad subject areas, creating over 19,100 entries. These figures reflect some of the scale behind this huge undertaking that the team carries out in order to produce these subject rankings.

The contents on page 3 shows a summary of your scores in broad subject areas you have been analysed in, as well as ranks in the broad subject areas you are to be published in. Page 6 presents a summary of your institution's scores and ranks in narrow subjects.

In the Appendix (page 13) you will find an explanation of the weightings that make up the different subject tables, the evolution of the subject rankings exercise, the paper thresholds that we have used in this edition and an indication of the number of institutions analysed and ranked.

We hope you will find this useful.

**Rankings Team,
QS Institutional Performance Unit**

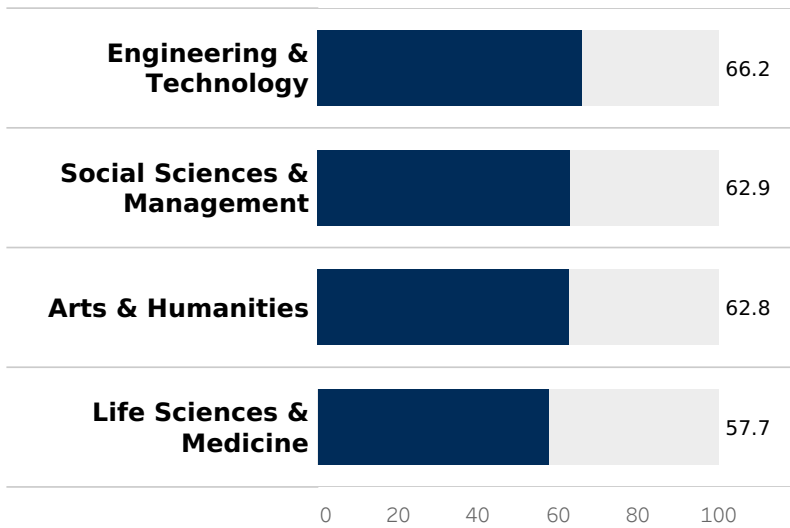
Broad Subject Rankings Summary

Lebanese University

	Arts & Humanities	Engineering & Technology	Life Sciences & Medicine	Natural Sciences	Social Sciences & Management
Overall ranks in 2024	401-450	=267	401-450	-	=358

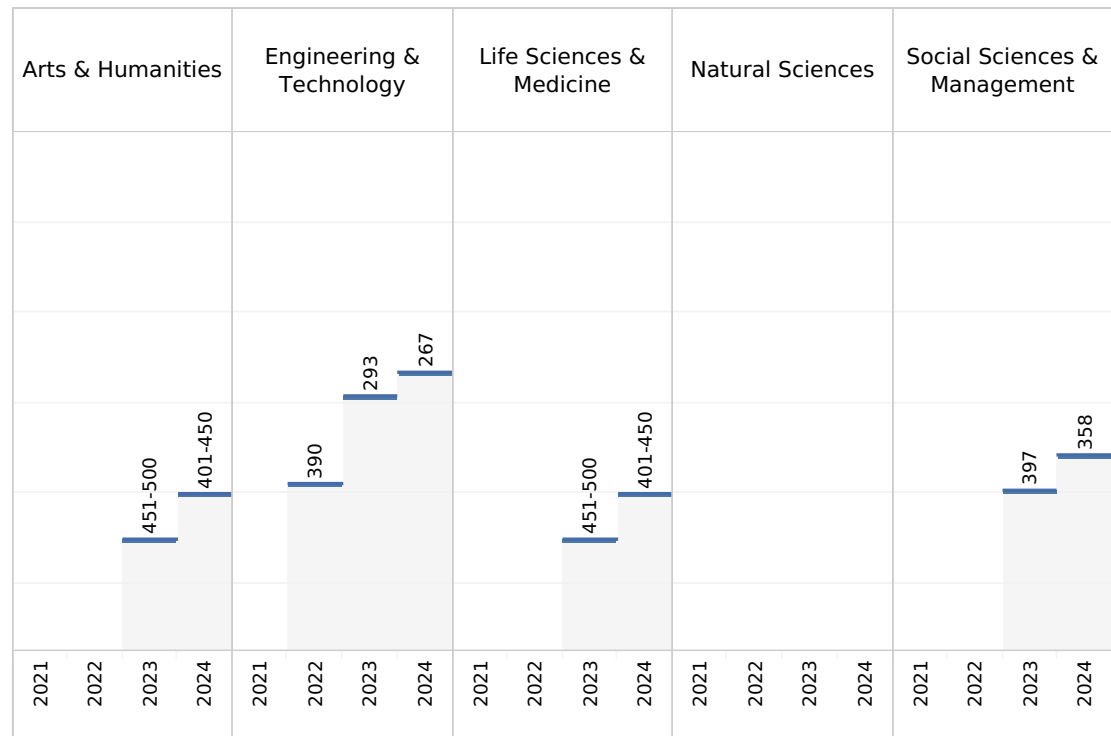
Overall Score by Broad Subject Area (0-100)

Rankings Year 2024



Overall Rank Trend by Broad Subject Area

Rankings Years 2021-2024



Broad Subject Areas - Overall Ranks and Scores by Indicator

Lebanese University

This page displays your institution's comprehensive performance by indicator for all broad subject areas where it meets the ranking criteria. Consult the methodology section for details on the minimum requirements for inclusion in the rankings.

	Score (0-100)						Overall Rank
	Academic	Employer	Citations	H-Index	IRN	Overall	
Arts & Humanities	69.5	65.8	47.4	51.4	11.1	62.8	401-450
Engineering & Technology	74.1	65.0	71.8	53.9	45.2	66.2	=267
Life Sciences & Medicine	71.0	68.7	51.9	39.6	41.0	57.7	401-450
Natural Sciences	61.6	65.1	50.8	49.3	38.3	56.5	-
Social Sciences & Management	69.2	65.7	55.6	51.0	12.2	62.9	=358

If you have a displayed score in reputation and research indicators then you met the minimum reputation and research threshold for consideration. In this case, the only reason you are not ranked is that your score is not high enough to receive a published rank.

Don't miss out:

Showcase your institution in front of millions of future students



Over 50 million

prospective students visit TopUniversities.com every year.



Over 4.5 million

unique visits to QS World University Rankings by Subject pages on TopUniversities.com in 2023.



Advertise on our website

and you will build your brand and generate enquiries from those actively researching where to study.

Request a free consultation today

and we will guide you on the best digital advertising options to achieve your goals.



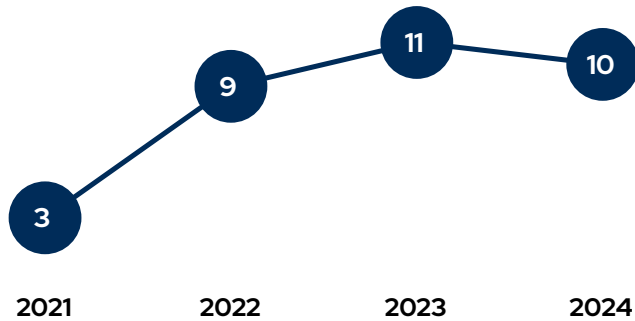
QS

Narrow Subject Rankings Overview

Lebanese University

Subjects Analysed	Subjects Ranked	Top 100 Subjects
27	10	1

Number of Ranked Subjects



Number of Subjects by Performance Groups - Trend Over Time

	2021	2022	2023	2024
Top 100		1	1	1
Top 200	1	1	3	2
Top 300	1	3	5	4
Top 400	1	6	6	6
Top 500	2	8	9	8

Top Subjects - Lebanese University - QS Subject Rankings 2024

51-100 Petroleum Engineering	101-150 Pharmacy	201-240 Art & Design
251-300 Electrical Engineering	301-350 Computer Science	

Narrow Subjects - Overall Rank and Scores by Indicator

If you have a displayed score in reputation and research indicators, then you have met the minimum threshold for consideration in these categories. If you are not ranked, it is because your score is not high enough to qualify for a published rank.

		Rank	Scores (0-100)				
			Overall	Academic	Employer	Citations	H-Index
Arts & Humanities	Archaeology	-					
	Architecture / Built Environment	-	49.2	44.3	65.7	65.5	51.0
	Art & Design	201-240	52.7	51.8	60.9		
	Classics & Ancient History	-					
	English Language & Literature	-	49.9	55.2	57.5		
	History	-					
	History of Art, Architecture & Design	-					
	Linguistics	-					
	Modern Languages	-	51.4	50.5	53.5		
	Music	-	35.3	44.1			
	Performing Arts	-	41.4	44.1	30.7		
	Philosophy	-					
	Theology, Divinity & Religious Studies	-					
Social Sciences & Management	Accounting & Finance	-					
	Anthropology	-					
	Business & Management Studies	501-550	56.8	58.8	58.8	55.1	42.9
	Communication & Media Studies	-					
	Development Studies	-					
	Economics & Econometrics	-	51.1	56.5	60.8	47.6	34.3
	Education	-	55.2	63.3	65.0	41.9	43.2
	Hospitality & Leisure Management	-	27.2	28.4	28.9		
	Law	-					
	Library & Information Management	-					
	Marketing	-					
	Politics & International Studies	-					
	Social Policy & Administration	-					
	Sociology	-					
	Sports-related Subjects	-					
Statistics & Operational Research	-						

Narrow Subjects - Overall Rank and Scores by Indicator (continued)

		Rank	Scores (0-100)					
			Overall	Academic	Employer	Citations	H-Index	IRN
Engineering & Technology	Computer Science & Information Systems	301-350	58.2	62.9	60.1	59.2	49.4	29.2
	Data Science and Artificial Intelligence	-						
	Engineering - Chemical	-	53.9	52.1	64.2	58.1	52.2	
	Engineering - Civil & Structural	-	56.2	52.4	62.5	62.6	47.2	
	Engineering - Electrical & Electronic	251-300	60.9	61.2	63.3	73.6	59.8	15
	Engineering - Mechanical, Aeronautical & ..	451-500	51.7	47.7	61.7	60.7	49.0	8
	Engineering - Mineral & Mining	-						
	Petroleum Engineering	51-100	59.8	50.5	53.0	85.7	72.3	
Life Sciences & Medicine	Agriculture & Forestry	-	43.9	38.6	51.5	62.3	54.3	19.5
	Anatomy & Physiology	-						
	Biological Sciences	-	45.1	43.0	60.8	53.8	37.6	34.9
	Dentistry	-	56.8	31.2	42.1	75.1	68.9	
	Medicine	351-400	58.5	58.9	64.9	74.3	52.1	31.9
	Nursing	-	61.2	63.1	74.3	59.0	57.2	
	Pharmacy & Pharmacology	101-150	70.3	76.4	61.3	75.8	76.3	31.9
	Psychology	-						
	Veterinary Science	-						
Natural Sciences	Chemistry	601-650	51.0	51.3	63.3	60.3	44.9	20.8
	Earth & Marine Sciences	-						
	Environmental Sciences	-						
	Geography	-	50.0	53.3	50.0	43.8	42.7	
	Geology	-	43.6	36.3	46.7	51.5	54.9	14
	Geophysics	-						
	Materials Science	-						
	Mathematics	451-500	54.6	67.9	55.0	53.1	46.2	15
	Physics & Astronomy	-	47.3	55.1	48.3	47.9	40.9	23.1

Receiving a score for a particular subject does not guarantee that we have checked for its presence at your institution. These checks are only carried out for institutions with a score high enough to receive a published rank in the subject. However, we encourage institutions to inform us about their subject coverage proactively:

<https://qs-hub2.qs.com/#>

Midweek Brief: Two articles. One email.

Immeasurable insight - Subscribe now!

This fast-moving sector demands sharp insight, unconventional thinking, big questions, and bold action.

The Midweek Brief delivers it all, every Wednesday, straight to your inbox.

Subscribe now



Narrow Subjects - Rank Trend

The table below presents the overall ranks in each subject in the 2021-2024 period.

Note that only the published ranks are provided. Institutions must meet minimum requirements to be considered in each subject.

		2021	2022	2023	2024
Arts & Humanities	Arts & Humanities	-	-	451-500	401-450
	Archaeology	-	-	-	-
	Architecture / Built Environment	-	-	-	-
	Art & Design	-	201-230	151-200	201-240
	Classics & Ancient History	-	-	-	-
	English Language & Literature	-	-	-	-
	History	-	-	-	-
	History of Art	-	-	-	-
	Linguistics	-	-	-	-
	Modern Languages	-	-	-	-
	Music	-	-	-	-
	Performing Arts	-	-	-	-
	Philosophy	-	-	-	-
	Theology, Divinity & Religious Studies	-	-	-	-
Social Sciences & Management	Social Sciences & Management	-	-	397=	=358
	Accounting & Finance	-	-	-	-
	Anthropology	-	-	-	-
	Business & Management Studies	-	-	451-500	501-550
	Communication & Media Studies	-	-	-	-
	Development Studies	-	-	-	-
	Economics & Econometrics	-	-	-	-
	Education	-	-	-	-
	Hospitality & Leisure Management	-	-	-	-
	Law	-	-	-	-
	Library & Information Management	-	-	-	-
	Marketing	-	-	-	-
	Politics & International Studies	-	-	-	-
	Social Policy & Administration	-	-	-	-
	Sociology	-	-	-	-
	Sports-related Subjects	-	-	-	-
Statistics & Operational Research	-	-	-	-	

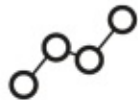
Narrow Subjects - Rank Trend (continued)

The table below presents the overall ranks in each subject in the 2021-2024 period.

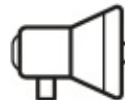
		2021	2022	2023	2024
Engineering & Technology	Engineering & Technology	-	390=	293=	=267
	Computer Science & Information Systems	401-450	301-350	251-300	301-350
	Data Science and Artificial Intelligence			-	-
	Engineering - Chemical	-	351-400	401-420	-
	Engineering - Civil & Structural	-	-	-	-
	Engineering - Electrical & Electronic	-	351-400	251-300	251-300
	Engineering - Mechanical, Aeronautical & Ma..	-	451-500	401-450	451-500
	Engineering - Mineral & Mining	-	-	-	-
	Petroleum Engineering	101-150	51-100	51-100	51-100
Life Sciences & Medicine	Life Sciences & Medicine	-	-	451-500	401-450
	Agriculture & Forestry	-	-	-	-
	Anatomy & Physiology	-	-	-	-
	Biological Sciences	-	-	601-650	-
	Dentistry	-	-	-	-
	Medicine	501-550	451-500	301-350	351-400
	Nursing	-	-	-	-
	Pharmacy & Pharmacology	-	251-300	101-150	101-150
	Psychology	-	-	-	-
	Veterinary Science	-	-	-	-
Natural Sciences	Natural Sciences	-	-	-	-
	Chemistry	-	601-630	601-630	601-650
	Earth & Marine Sciences	-	-	-	-
	Environmental Sciences	-	-	-	-
	Geography	-	-	-	-
	Geology	-	-	-	-
	Geophysics	-	-	-	-
	Materials Science	-	-	-	-
	Mathematics	-	-	-	451-500
	Physics & Astronomy	-	-	-	-

Want to gain exclusive access to the data underlying the World University Rankings?

Partner with QS Analytics and you will be able to view and compare your institutional performance.



Gain early access to powerful exclusive data on rankings performance, academic and employer reputation.



Stand out among your peers by identifying and promoting your strengths to attract high quality students, faculty,



Influence strategic change by analysing your performance against key peers.

Experience the power of data.
Book a demo today



Methodology - Indicator Definitions

The QS World University Rankings by Subject utilise a set of indicators with variable weights. It's important to note that not every indicator is used across all subjects, depending on the relevance of the available data.

Academic Reputation

The Academic Reputation Index, central to the QS World University Rankings® and pivotal in the QS Subject Rankings, assesses global university performance. Launched by QS in 2004, this key metric draws on the insights of international academics to identify institutions that exemplify academic excellence. Their collective expertise sheds light on research quality, strategic partnerships, innovation, and the broader educational and societal influence of these universities.

Employer Reputation

The Employer Reputation metric stands out in global assessments by uniquely emphasizing employability—an aspect often overlooked by other major rankings. As the sole ranking to prioritize this critical facet of higher education, we recognize that for most undergraduates, the university's standing among employers is a decisive factor in their post-graduation success.

Citations per Paper

The Citations per Paper metric reflects the research impact and quality of institutions, based on a five-year publication and six-year citation window. For Subject Rankings, citations from specialized journals are doubly weighted, while institutions with fewer publications face adjusted citation counts to maintain equitable outcomes.

H-Index

The h-index quantifies a researcher's scholarly output and influence by tallying their most-cited works and the corresponding citation count. This index can extend to collective bodies like departments, institutions—our indicator's focus—or even entire countries and academic journals.

International Research Network (IRN)

The International Research Network (IRN) assesses an institution's global engagement by tracking its international research partnerships and resulting co-authored publications. Leveraging the Margalef Index, widely used in the Environmental Sciences, the IRN reflects the diversity and scope of an institution's research connections and the effectiveness of establishing these global networks.

Indicator Weightings by Broad Subject Area

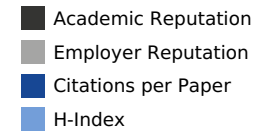


More details about the QS rankings methods can be found at support.qs.com

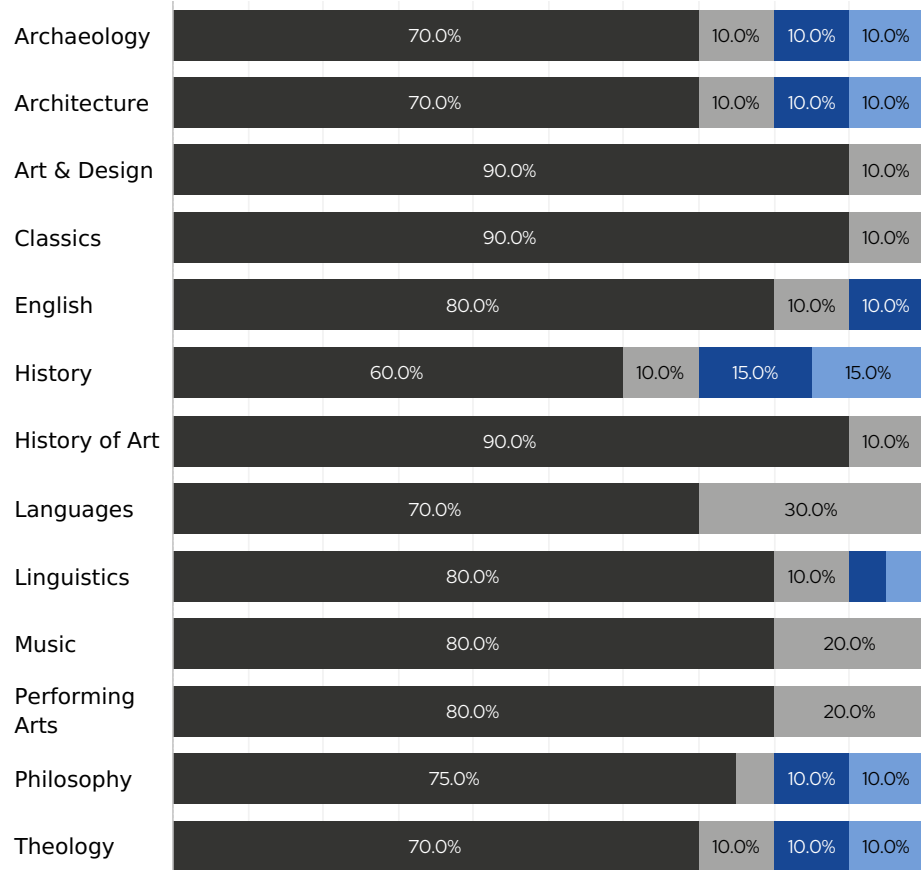
- Academic Reputation
- Employer Reputation
- Citations per Paper
- H-Index
- IRN

Indicator Weightings by Narrow Subject

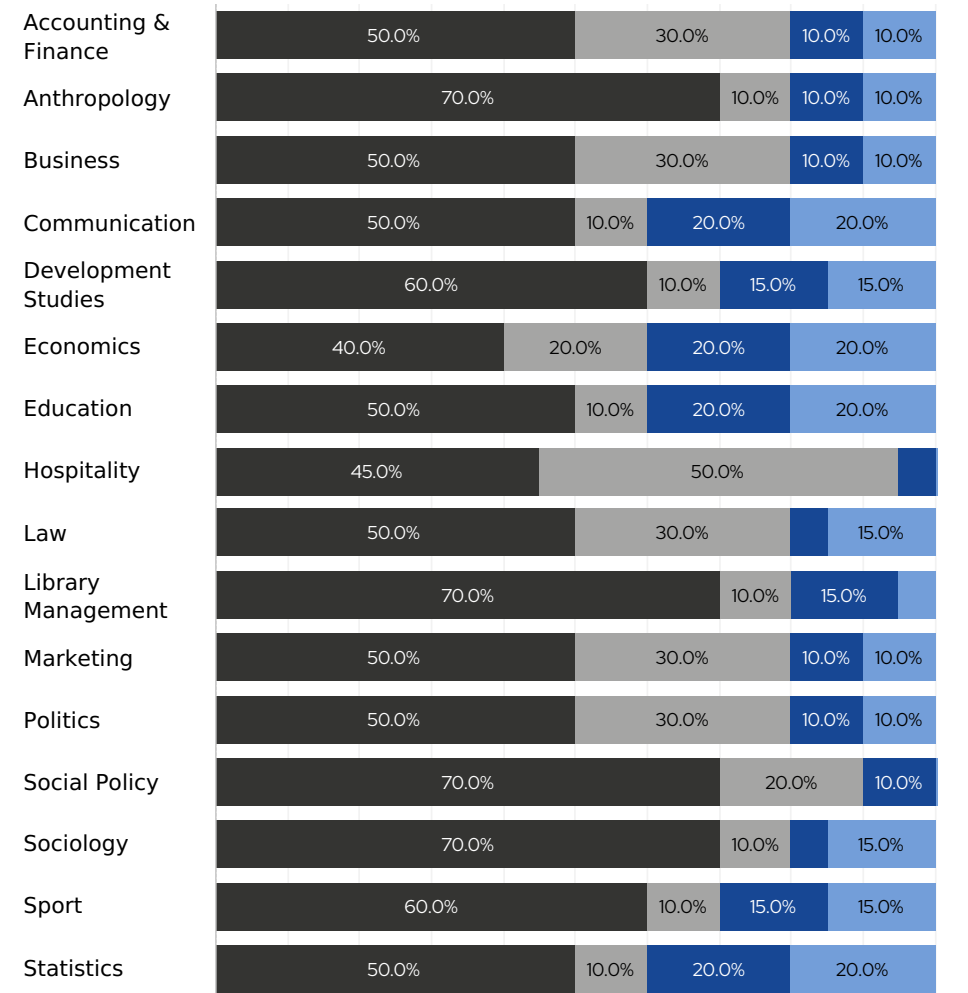
QS uses a variable approach to the weightings for the different subjects. The chart below provides details of the combinations used in the 2024 edition of the rankings.



Arts & Humanities




Social Sciences & Management

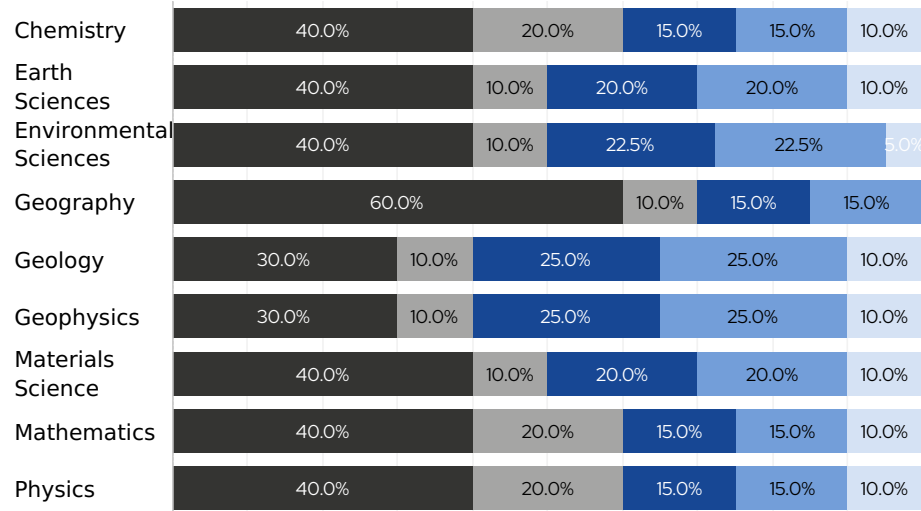


Indicator Weightings by Narrow Subject


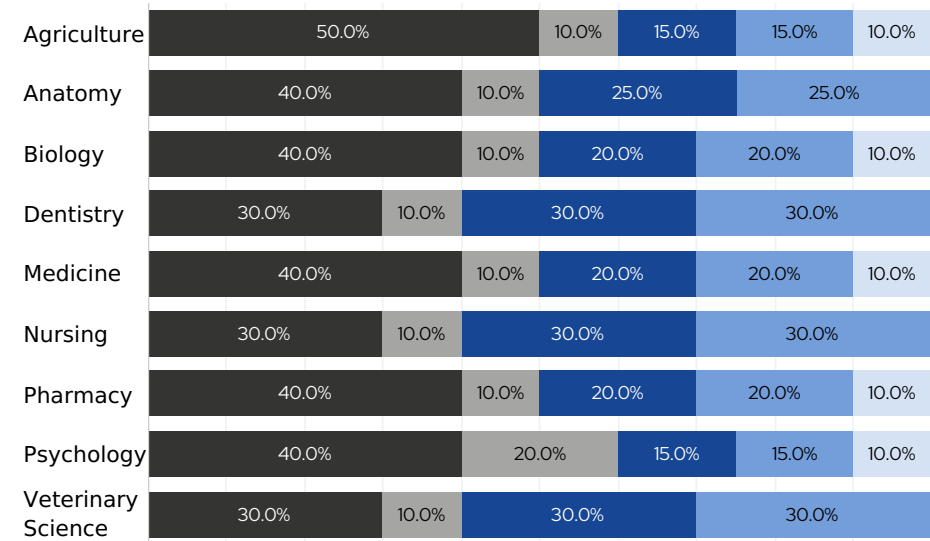
Engineering & Technology



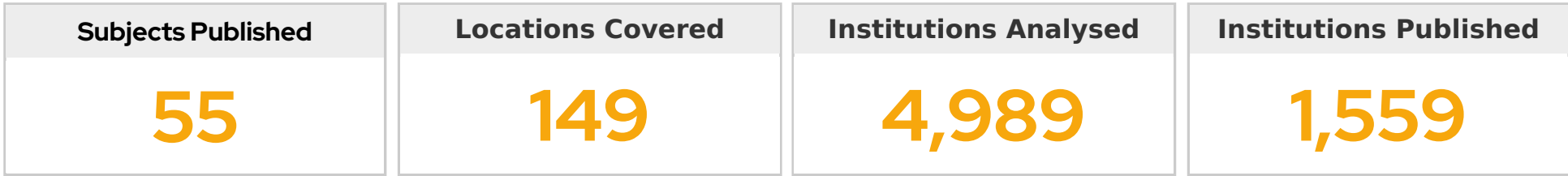
Natural Sciences



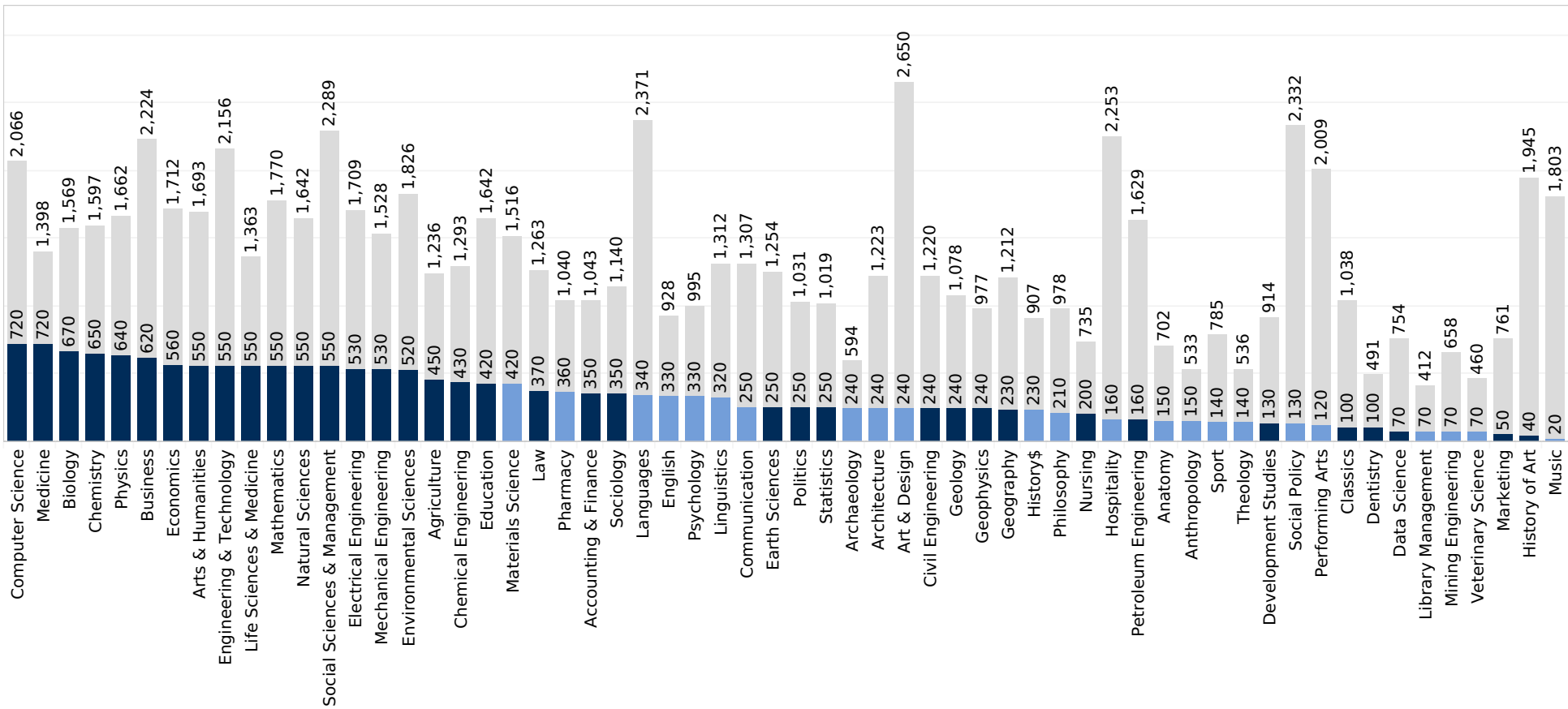
Life Sciences & Medicine



Institutions Evaluated and Ranked by Subject



Analysed and Published Institutions by Subject - Year 2024

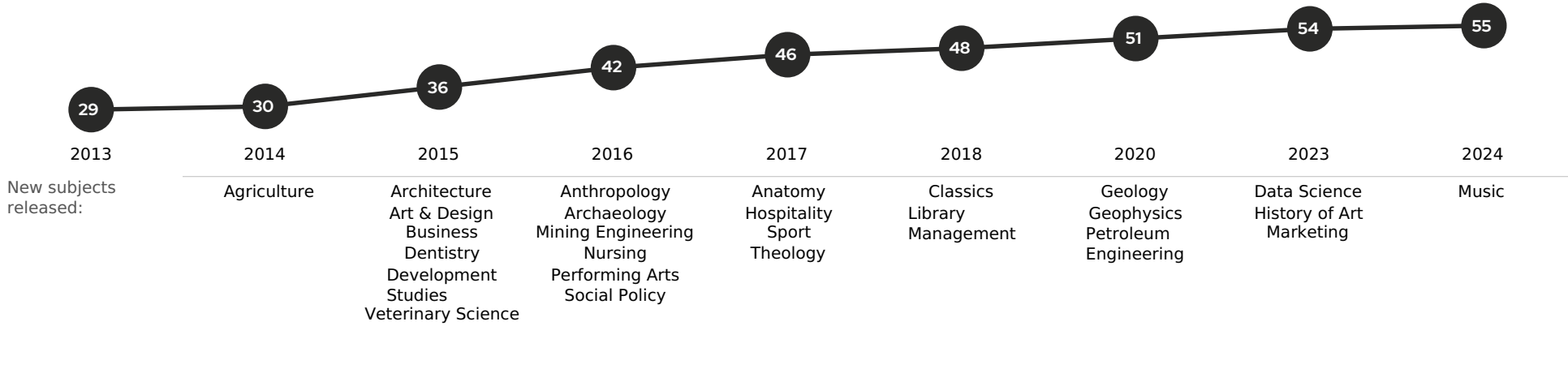


Darker blue indicates extended published ranges in 2024

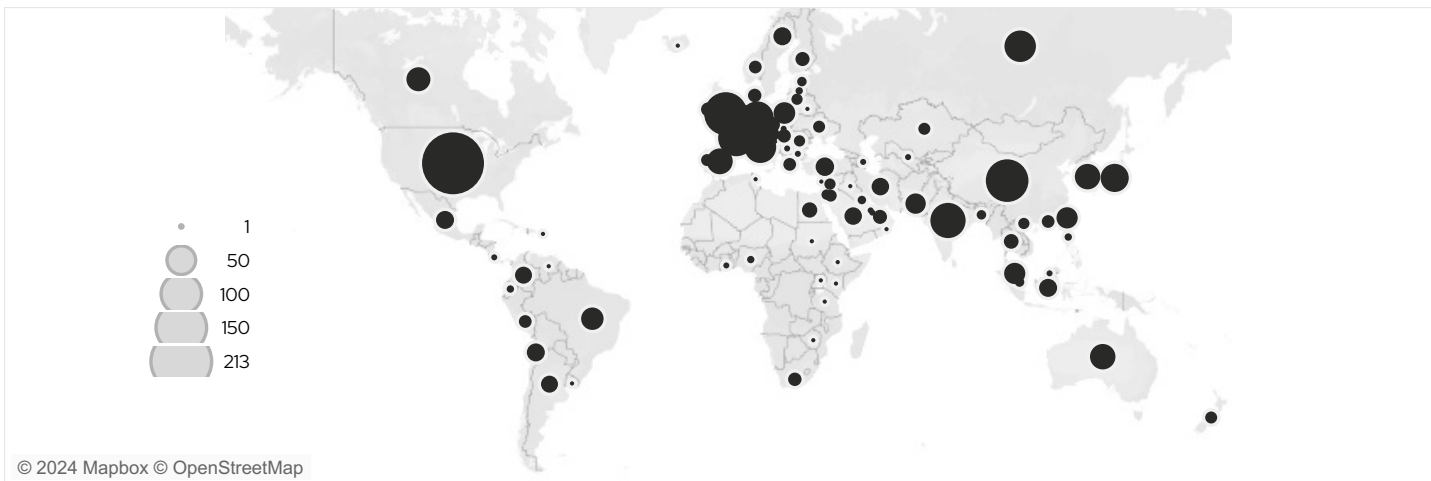
Evolution in Published Subjects

The **QS World University Rankings® by Subject** ranks the world's top universities in individual subject areas, covering 55 disciplines as of 2024. A list of the considered subjects, grouped by the year of first release, is presented below.

The chart below shows the evolution in the total number of published narrow subjects.



Published Institutions by Location



Top Locations by number of ranked institutions

United States	213
United Kingdom	103
China (Mainland)	101
France	74
India	69
Germany	60
Italy	56
Russia	55
Japan	44
Spain	37

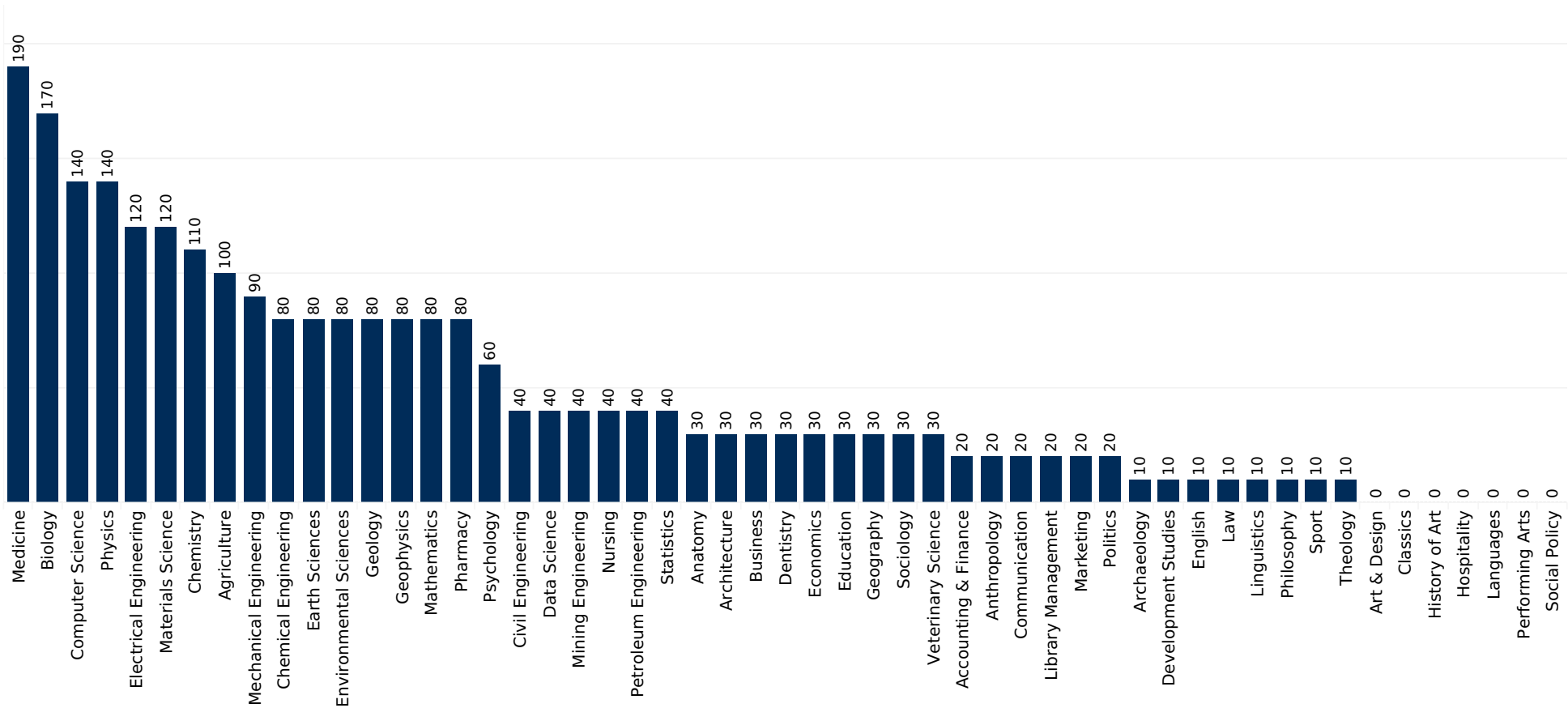
Minimum Research Activity Required

In order to feature in any discipline table, an institution must meet three simple prerequisites:

- Offer undergraduate or taught postgraduate programmes in the given discipline
- Exceed the minimum required score for the academic and/or employer reputation indicators
- Exceed the five-year threshold for number of papers published and indexed by Scopus in the given discipline

The following chart discloses the minimum number of papers required to be considered in the latest edition of the rankings by subject.

Number of Papers Threshold by Subject - Rankings Year 2024



QS Conferences 2024

Mark your calendar and start planning for these events



QS India Summit
8-11 Feb | Chennai, India
qshesummits.com/indiasummit



QS Higher Ed Summit: Middle East
27-29 Feb | Ras Al Khaimah, UAE
qshesummits.com/middle-east



QS China Summit
17-18 Apr | Shanghai, China
qshesummits.com/china



EduData Summit
4-5 Jun | Washington DC, USA
edudatasummit.com




QS Higher Ed Summit: Europe
11-12 Jul & 10-11 (QS MoveOn Conference) | Barcelona, Spain
qshesummits.com/europe



QS Africa Forum
9-10 Sep | Accra, Ghana
qshesummits.com/qs-africa-forum-2024



QS Higher Ed Summit: Americas
2-3 Oct | Bogota, Colombia
qshesummits.com/americas



QS Arab Forum
9-10 Oct



QS Higher Ed Pre-Summit: Asia Pacific
1 Nov | Al-Farabi, Kazakhstan
qshesummits.com/asia-pacific



QS Higher Ed Summit: Asia Pacific
5-7 Nov | Macau, SAR China
qshesummits.com/asia-pacific



QS Higher Ed Post-Summit: Asia Pacific
8 Nov | Hong Kong, SAR China
qshesummits.com/asia-pacific



Reimagine Education Conference & Awards
9-11 Dec | London, UK
reimagine-education.com

For more information on joining or sponsoring our conferences, please scan the QR code



Dates and locations of conferences are subjected to change, please check our website for any updates.



Contact us

support.qs.com